

*Just A Thought from Judy Odell*  
*(JAT) Fabric Stretcher Rods*  
*Proudly made in the USA*

My Goal: I want to take out all the fancy looks and workings that are not necessary. I want to add as little “beautification” to the frame as possible in an effort to keep the cost down. The more labor involved the more cost. This is a frame that can hold your fabric as tight as a drum for stitching even though it is not beautiful. It’s a “plain Jane” like me !

P.S. Of course the JAT Needlework Stands and the JAT Fabric Stretchers are  
PERFECT TOGETHER !



**Please Note: Prices are subject to change at any time.**

**Introduction Special:** 29 inch rods, 18 inch rods, one set of Standard Extension Arms:  
**\$45.00**/plus ship (as is—not interchangeable)

**Large Rods:** (36 inches wide) Holds up to approximately 33 inch wide fabric. **\$15.00**/plus ship

**Medium Rods:** (29 inches wide) Holds up to approximately 26 inch wide fabric. **\$15.00**/plus ship

**Small Rods:** (18 inches wide) Holds up to approximately 15 inch wide fabric. **\$15.00**/plus ship

**Standard Extension Arm:** Extend height approximately 6" to 10" stitching area. **\$30.00**/plus ship

**Custom Extension Rod:** Extend height appx. 15" to 16" stitching area. **\$40.00**/plus ship




**HOW TO ORDER:** Decide what you would like and **email me at: [judyodell at Comcast dot net](mailto:judyodell@comcast.net)**  
**(BE SURE TO SEND YOUR ZIP CODE SO I CAN FIGURE SHIPPING)**

I will reply to your email and then send a PayPal invoice to you. If you ever have any question I am here for you.

**SHIPPING:** will be added at cost and shipped via US Priority mail from my zip 95252

Your fabric is held on with blue painters tape. I have been using painters tape for years and have never once had a problem with it. It does not stick or leave any residue on your linen or fabric. It is fast and easy to use and perfect for the JAT stretcher rods. Leave those old conceptions at the door. It is time to come-of-age. Just like we do not worry about the backs of our stitching like we used to we can now use painters tape without damaging the fabric.

Now having said that: **DO NOT USE...shipping tape, scotch tape, packing tape or masking tape.** These tapes leave a sticky residue on your ground fabric. **PAINTERS TAPE PLEASE!** And get it before your stretcher rods arrive or you are going to be upset that you cannot use them right away. :)



Look closely and notice the lines and marks on my stretcher rods. That is black marker I used to draw straight lines to help with lining up my fabric. Yours will not come with these lines and marks.

For a full instruction “video” go to my Facebook group and click the “join” link. The video is pinned at the top of the page.

Judy Odell  
Just A Thought Needlework Design  
Valley Springs, CA 95252  
Phone: (209) 920-3213

Www.justathought.net  
Facebook Group: Just A Thought Needlework Design